


# K8

K8 is suitable for:

Sheets

B1/70x100 cm



# K8

# K8 – The precision is in the details

The K8 combi folding machine stands for absolute precision and exemplary productivity. As a high-performance machine, it is designed for exceptionally high production speeds and production stability with minimum set-up times. With the K8, high performance, quality and flexibility go hand in hand, resulting in a folding machine which is ideal both for standard production runs and the creation of demanding and complex products.


As standard, the K8 comes with numerous high-end features, offering not only efficiency but also outstanding convenience of operation. For example, the intuitive M1 Advanced control and waste paper ejection through the cross fold sheet stop. Further configuration options, for example with regard to the range of folding types and level of automation, allow optimum adjustment of the machine to the production environment.



Automated K8 with palletized feeder.

## **Unparalleled accessibility for extremely short set-up times**

With its slitter shaft cassette, swing-up cross fold area and extendible three-fold area, the K8 offers unparalleled accessibility. On the one hand, this makes for uncomplicated operation. The operator has adequate space, for example for ergonomic positioning of perforating, scoring and cutting tools and cleaning of the fold rollers. On the other hand, the set-up process is much faster than with conventional folding machines. In particular where frequent set-up operations are necessary, the high accessibility of the machine saves enormous amounts of time.



K8 with extended slitter shaft cassette and open knife fold area.

# K8 in comparison

In addition to the K8 and the even more powerful variant K8RS, the MBO range includes two further combi folding machines for the B1/70x100 cm format range: the K70 and the K80.

## K70

The K70 is the entry-level model from MBO. It is slightly slower than the K8 and the K80. The K70 is available as a manual machine and scores points with its very good price/performance ratio.

## K80

The K80 machine offers extreme ease of operation. It has a comprehensive standard configuration and several automation options. It is just as fast as the K8. In comparison with the K80, the K8 and the K8RS have further integrated features which boost both performance and convenience of operation.

		K70	K80	K8	K8RS
<b>Feeders</b>	Pile feeder	✓	–	–	–
	Palletized feeder	✓	✓	✓	✓
	Continuous feeder	✓	✓	✓	–
<b>Parallel fold</b>	4 buckle plates	✓	✓	✓	✓
	6 buckle plates	✓	✓	✓	✓
	Slitter shaft cassette	–	✓	✓	✓
<b>Cross fold / three-fold</b>	KL configuration	✓	–	–	–
	Super-KTL configuration	✓	✓	✓	✓
	Super-KTLT configuration	–	–	✓	✓
	Super-KTZ configuration	–	–	✓	✓
<b>Optional automation</b>	Buckle plate, sheet deflector and fold roller settings	–	✓	✓	✓
	Slitter shaft settings in the cross fold and three-fold	–	✓	✓	✓
	Cross fold knife length adjustment	–	–	✓	✓
	Sheet stop adjustments in cross fold and three-fold	–	–	✓	✓
<b>Production speed</b>		210 m/min (689 fpm)	230 m/min (755 fpm)	230 m/min (755 fpm)	275 m/min (902 fpm)



Manual K70 with pile feeder.



Automated K80 with palletized feeder.

# Features

## Machine control

### Standard features:

- Machine control M1 Advanced with touchscreen
- RAS Remote Access Software

### Additional feature:

- Datamanager 4.0 (only available in conjunction with RAS Remote Access Software)

## Feeder

### Standard features:

- Continuous feeder
- Vivas (Vacubelt and Vacutable)

### Alternative feature:

- Palletized feeder with feeder head Vaculift RS or feeder head Vacujet

## Parallel fold

### Standard features:

- 4 buckle plates
- 1<sup>st</sup> buckle plate with swing deflector and continuous sheet stop
- 2<sup>nd</sup>-4<sup>th</sup> buckle plate with swing deflector
- Virotec fold rollers
- Slitter shaft cassette for single rear slitter shafts
- Perforating-, scoring- and cutting devices for standard jobs
- Maintenance and noise-free belt drive
- Noise damping and safety device

### Alternative features:

- 6 buckle plates
- 2<sup>nd</sup>-4<sup>th</sup> (optionally up to 6<sup>th</sup>) buckle plate as combination buckle plates

### Additional features:

- Gatefold plate
- Various slitter shaft accessories, for example gully cut device, edge trim device, punch perforating device, multiple perforation device, etc.
- Glue fold device

## Cross fold / three-fold

### Standard features:

- Vacuknife cross fold knife with adjustable length
- Super-KTL configuration
- 1 buckle plate with swing deflector
- Vacuknife three-fold knife
- Spiral fold rollers with hard PU
- Slitter shafts in the cross fold and three-fold
- Swing-up crossfold knife area
- Slide-out threefold knife area
- Cross fold sheet stop for ejection of waste paper, including ultrasonic double sheet control
- Perforating-, scoring- and cutting devices for standard jobs
- Maintenance and noise-free belt drive

### Alternative features:

- Super-KTLT configuration
- Super-KTZ configuration
- 1 combination buckle plate (with Super-KTLT configuration up to 2 combination buckle plates)
- Virotec fold rollers

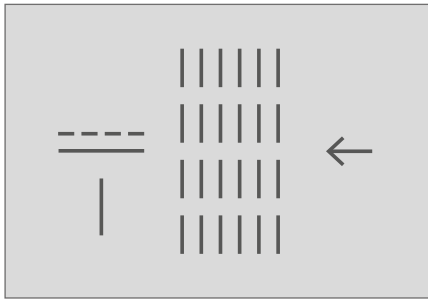
### Additional feature:

- Various slitter shaft accessories, for example gully cut device, edge trim device, punch perforating device, multiple perforation device, etc.

## Optional automation

- Buckle plates, sheet deflectors and fold rollers in all folding units
- Slitter shaft settings in the cross fold / three-fold
- Cross fold knife length adjustment and sheet stop adjustments in the cross fold / three-fold

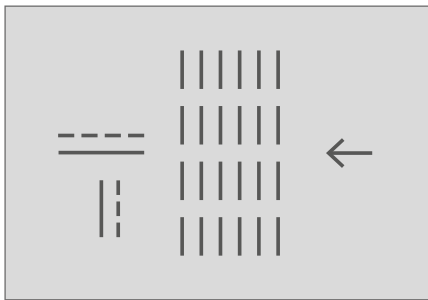




### Super-KTL configuration

Standard feature

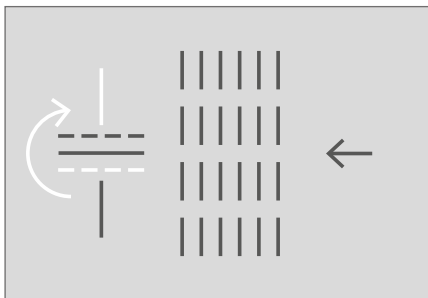
In the Super-KTL configuration, you can get a wider range of folding types out of your machine. This configuration has a buckle plate downstream of the cross fold knife (first knife). This allows an additional fold to be realised parallel to the knife fold. Depending on the format, this can be a roll fold or a zig-zag fold. In addition, the sheet runs through a full pair of slitter shafts after the buckle plate.



### Super-KTLT configuration

Alternative feature

In the Super-KTLT configuration there is also an additional buckle plate after the three-fold knife (second knife) for the application of even more folding styles. The Super-KTLT configuration replaces a cost-intensive buckle folding machine with a large space requirement when folding 32 pages in double-up production. And of course, there is also a full pair of rear slitter shafts after the buckle plate in the three-fold area.



### Super-KTZ configuration

Alternative feature

The Super-KTZ configuration combines the configurations KZ and Super-KTL and, therefore, the folding style ranges of two machines in one. The complete cross fold and three-fold section (except for the cross fold knife) can be swivelled from left to right without much effort and with least expenditure of time.



### **Machine control M1 Advanced with touchscreen**

#### Standard feature

The screen dimension of the M1 Advanced control is 15.6". The operator is optimally supported when setting up a new job. Common standard folding impositions are preconfigured in "Quick Mode". Every technically possible and sensible variant can be put together in "Expert Mode". In addition, optimal sheet gaps and speeds are automatically calculated and set throughout the machine. In addition, the machine control M1 Advanced features sheet monitoring across all folding units. This includes sheet length control and sheet-monitoring using sensors.

The control includes a router for the remote access software RAS. The machine control M1 Advanced is also compatible with the Datamanager 4.0, a software package for production planning and analysis. Among other things, Datamanager 4.0 contains a folding imposition catalogue which supports the user during set-up.



### **Feeder head Vaculift RS in the palletized feeder**

#### Alternative feature

The Vaculift RS feeder head features exceptional ease of operation. It is based on mechanical lifting principles. The four bellows units of the Vaculift RS feature automatic height adjustment to the paper stack. This facilitates the set-up process. The Vaculift RS achieves a frequency of up to 25,000 cycles per hour.



### **Feeder head Vacujet in the palletized feeder**

#### Alternative feature


The newly developed feeder head Vacujet features exceptional ease of operation. Its four bellows units offer automatic height adjustment to the paper stack and thus guarantee smooth running even with uneven pallets. The Vacujet achieves a frequency of up to 25,000 cycles per hour.




### **Vivas (Vacubelt and Vacutable)**

#### Standard feature

Vivas ensures reliable flat sheet infeed and optimum sheet run with high throughput capacity. The Vivas vacuum system replaces the standard suction wheel and the ball rails. Vivas also guarantees no marks, even with delicate and freshly printed products. The vacuum of the suction belt can be adjusted infinitely for the corresponding paper quality during ongoing production and saved.





### **Virotec fold rollers**

Standard feature in parallel fold; alternative feature in cross fold / three-fold  
The Virotec fold rollers are the MBO "all-rounders". They consist of alternating metal and special PU segments that are offset against one another. Virotec fold rollers permit very good fold quality – even with challenging materials, such as recycled or thin printing papers, and at high folding speeds.



### **Slitter shaft cassette for single rear slitter shafts**

Standard feature  
The slitter shaft cassette is removable. At the ergonomically ideal height, all tools and strippers can be adjusted quickly and precisely, outside the machine. This means the operator does not have to lean inside the machine and can work in ergonomic comfort. The slitter shaft cassette therefore permits a one-person operation. It also contributes to a reduction in set-up time of up to 60 %, for example in multi-up production.



### **Vacuknife**

Standard feature  
The newly optimised pneumatic drive allows a frequency of 40,000 cycles/h for the Vacuknife. The knife is led double-sided across the complete knife width and is driven linearly – therefore, the sheet is permanently led until it is delivered to the fold rollers and folded exactly at the specified spot. Moreover, the cross fold knife can be moved horizontally. Therefore, small formats with small sheet gaps can also be processed. The result: A higher output.



### **Cross fold sheet stop for ejection of waste paper**

Standard feature  
The sheet stop in the cross fold can be used as a waste paper ejector. Double or heavily misfolded sheets are ejected during production without interruption of the production flow. Immediately after the ejection the waste paper ejector closes again and the production is continued without any disturbance. Novel track-keeping tooth belts ensure optimal transportation of sheets.



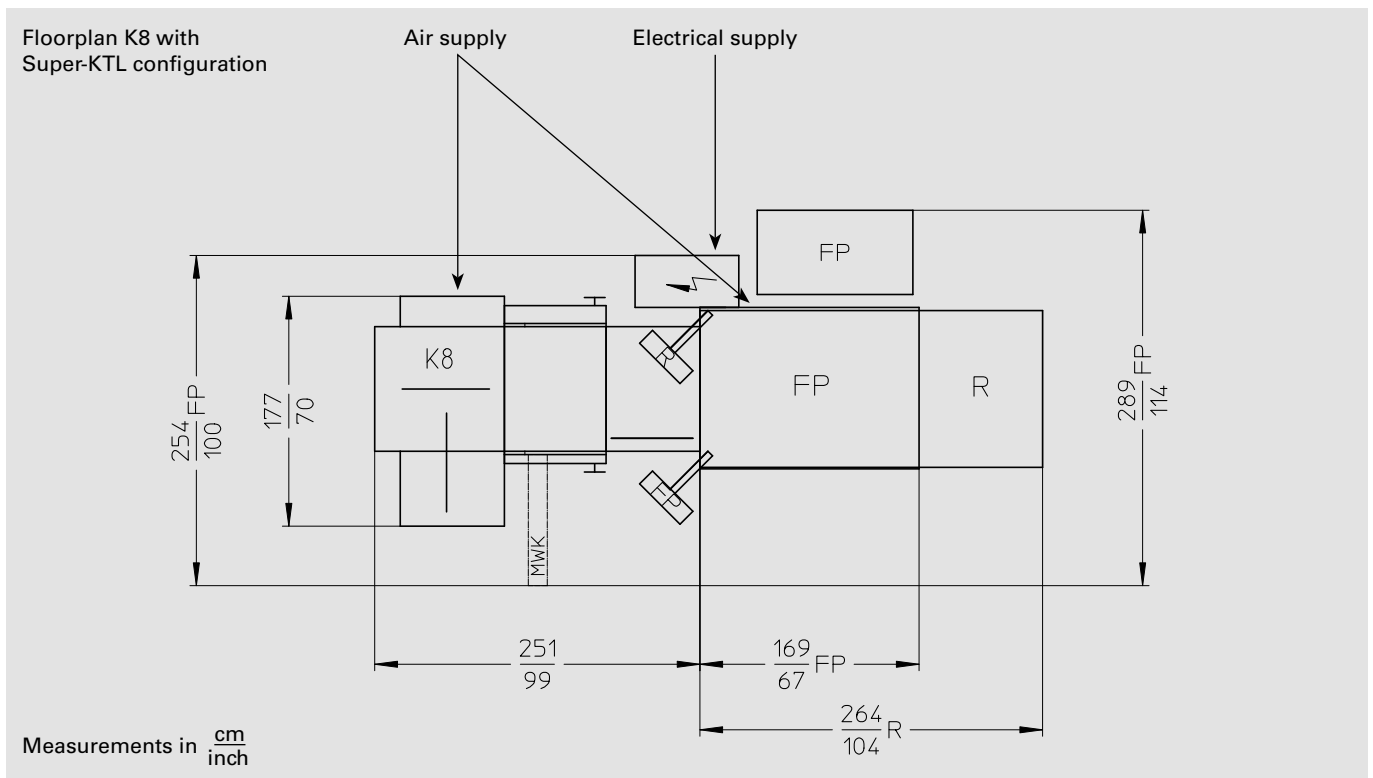
### **CoBo-Stack**

The K8 is significantly upgraded with the CoBo-Stack collaborative stacking robot. The robot sets down folded signature stacks from the delivery onto the pallet. This relieves the operator of physical strain and allows him to take care of administrative tasks such as quality control or preparation for the next job. With the CoBo-Stack the performance of the folding machine can be utilised to the full and is no longer limited by the human factor. The CoBo-Stack is retrofittable to existing deliveries of type MBO A500, A700 and A80.

# Technical specifications

		K8 – R		K8 – FP		Cross fold		Three-fold	
		mm	inch	mm	inch	mm	inch	mm	inch
<b>Pile height</b>	max.	80	3 1/8	1,200	47 1/4	–	–	–	–
<b>Infeed width</b>	min.	150	6	250	9 7/8	150	6	150	6
	max.	780	30 3/4	780	30 3/4	780	30 3/4	530	20 7/8
<b>Infeed length</b>	min.	200	8	250 (170 <sup>1</sup> )	9 7/8 (6 3/4 <sup>1</sup> )	100	4	100	4
	max.	1,200 (1,750)	47 1/4 (68 7/8)	1,200	47 1/4	530	20 7/8	390	15 3/8
<b>Folding length</b>	min.	60	2 3/8	60	2 3/8	–	–	–	–
<b>Number of buckle plates</b>		4 or 6		4 or 6		1		0 or 1	
<b>Fold roller diameter</b>		43.7	1 3/4	43.7	1 3/4	43.7	1 3/4	43.7	1 3/4
<b>Slitter shaft diameter</b>		35.0	1 3/8	35.0	1 3/8	35.0	1 3/8	35.0	1 3/8
<b>Product thickness at exit (thicker on request)</b>	max.	2.0	1/16	2.0	1/16	2.8	1/8	3.0	1/8
<b>Speed</b>	min.	30 m/min (98 fpm)							
	max.	230 m/min (755 fpm)							
<b>Electrical supply</b>	M1 Advanced (3 x 400 V 50/60 Hz 3 x 220 V 50/60 Hz)	7.5 kVA max. 63 A		5.6 kVA max. 63 A		–		–	
<b>Compressed air supply</b>		–		1 m <sup>3</sup> /h 6 bar <sup>2</sup>		15 m <sup>3</sup> /h 6 bar			

<sup>1</sup>With small format device



06/2021\_v5

**MBO Postpress Solutions GmbH**  
 Grabenstrasse 4-6 ■ 71570 Oppenweiler ■ Germany  
 Phone +49 (0) 7191/46-0 ■ info@mbo-pps.com  
[www.mbo-pps.com](http://www.mbo-pps.com)

This brochure is subject to change without notice.  
 Technical specifications vary depending upon paper quality.

Your contact person: